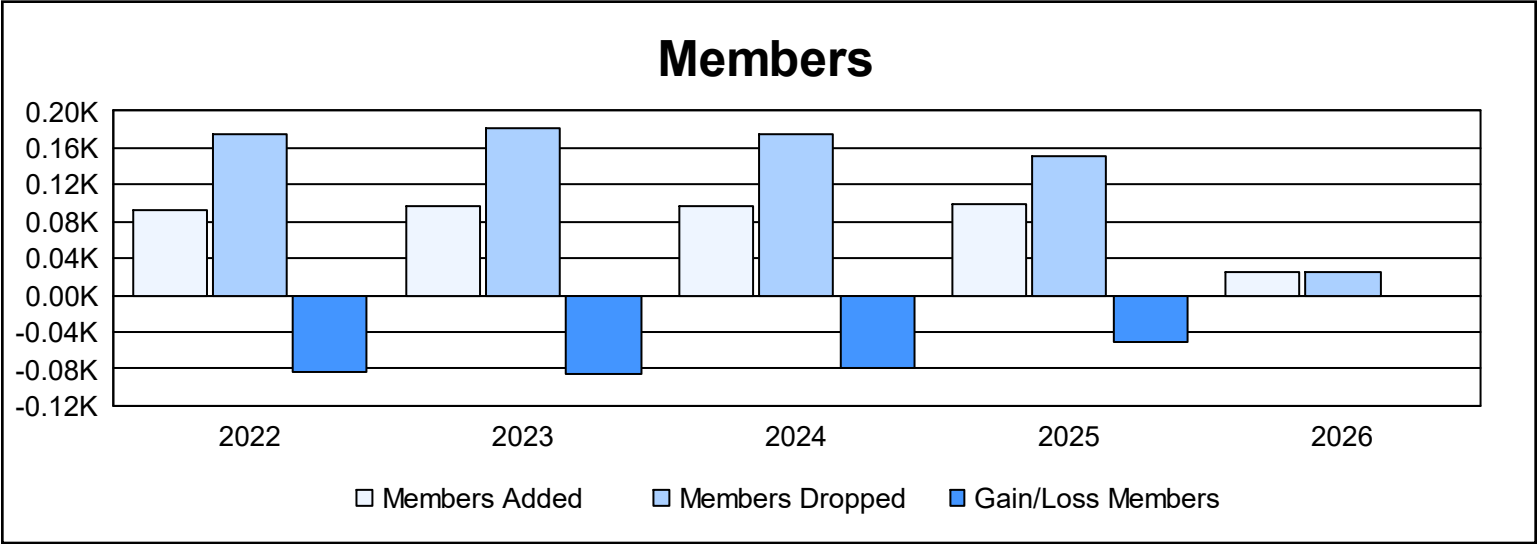
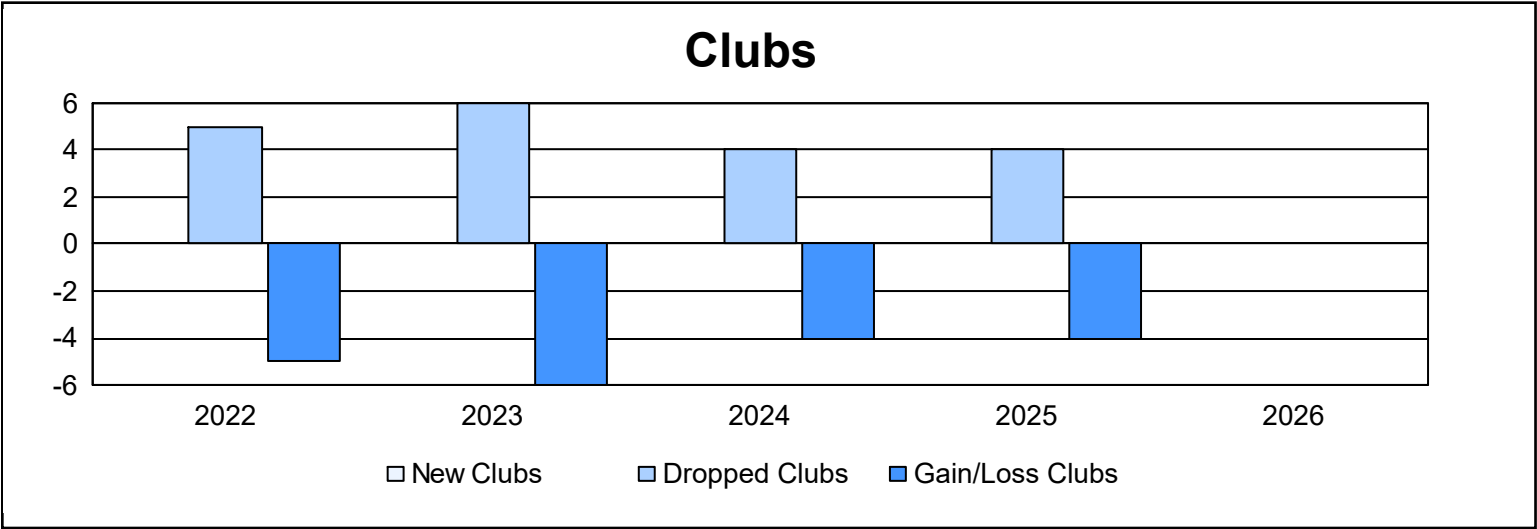
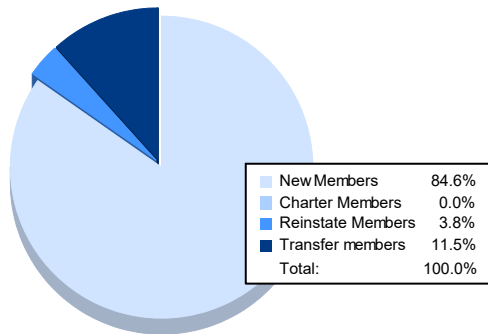


| Year | New Clubs | Dropped Clubs | Gain/ Loss Clubs | New Members | Charter Members | Reinstate Members | Transfer Members | Total Member Added | Total Members Dropped | Gain/ Loss Members |
|-----------|-----------|---------------|------------------|-------------|-----------------|-------------------|------------------|--------------------|-----------------------|--------------------|
| 2021-2022 | 0 | 5 | -5 | 63 | 3 | 5 | 21 | 92 | 176 | -84 |
| 2022-2023 | 0 | 6 | -6 | 71 | 0 | 2 | 23 | 96 | 181 | -85 |
| 2023-2024 | 0 | 4 | -4 | 82 | 1 | 2 | 12 | 97 | 176 | -79 |
| 2024-2025 | 0 | 4 | -4 | 56 | 0 | 12 | 31 | 99 | 150 | -51 |
| 2025-2026 | 0 | 0 | 0 | 22 | 0 | 1 | 3 | 26 | 26 | 0 |
| Average | 0 | 4 | -4 | 59 | 1 | 4 | 18 | 82 | 142 | -60 |



Membership Composition September 2025 Cumulative



Gender Composition September 2025 Cumulative

